

Service Manual

Supplement-2

KX-TR320B
KX-TR320S
KX-TR320F
KX-TR320CF
KX-TR320MXS
KX-TR325S
KX-TR325CS

2 way FRS Radio

Black Version

Silver Version

Blue Version

(for U.S.A.)

(for Canada)

(for Asia, Middle Near East and Other areas)

Please use this manual together with the original service manuals mentioned below.

Model No.	Order No.	Supplement No.	Area
KX-TR320B	KM40004604C1	2	U.S.A.
KX-TR320S	KM40004604C1	2	U.S.A.
KX-TR320F	KM40004604C1	2	U.S.A.
KX-TR320CF	KM40004617A1	2	Canada
KX-TR320MXS	KM40005624A3	2	Asia, Middle Near East and Other areas
KX-TR325S	KM40003258C1	2	U.S.A.
KX-TR325CS	KM40004618A1	2	Canada

WARNING

This service information is designed for experienced repair technicians only and is not designed for use by the general public. It does not contain warnings or cautions to advise non-technical individuals of potential dangers in attempting to service a product. Products powered by electricity should be serviced or repaired only by experienced professional technicians. Any attempt to service or repair the product or products dealt with in this service information by anyone else could result in serious injury or death.





Panasonic

© 2000 Kyushu Matsushita Electric Co., Ltd. All rights reserved. Unauthorized copying and distribution is a violation of law.

1 CHANGES

This supplement has been issued for change the part No. of CPU and some electrical parts.

1.1. REPLACEMENT PARTS LIST

<i>Reason for Change</i>		The following reasons (1-8) are indicated in the Notes below.	
1. Improve performance			
2. Change of material or dimension			
3. To meet approved specification			
4. Standardization			
5. Addition			
6. Deletion			
7. Correction			
8. Other			
<i>Interchangeability Code</i>		The following interchangeabilities (V-Z) are indicated in the Notes below.	
Parts	Set Production	Description	
V Original  New	Early (before change) Late (after change)	Original or new parts may be used in early or late production sets. Use original parts until exhausted, then stock new parts.	
W Original  New	Early (before change) Late (after change)	Original parts may be used in early production sets only. New parts may be used in early or late production sets. Use original parts where possible, then stock new parts.	
X Original  New	Early (before change) Late (after change)	New parts only may be used in early or late production sets. Stock new parts.	
Y Original  New	Early (before change) Late (after change)	Original parts may be used in early production sets only. New parts may be used in late production sets only. Stock both original and new parts.	
Z	Other		

(For KX-TR320B, KX-TR320S and KX-TR320F)

Ref. No.	Parts No.		Part Name & Description	Pcs/ Set	Implementation	Suffix	Notes	
	Original	Supplement-2						
CABINET AND ELECTRICAL PARTS								
37	PQKK10097Z1	PQKK10097Y1	Battery Cover	1	1st Lot	A	2	X
27	PQKM10410Z1	PQKM10410Y1	Upper Cabinet (for KX-TR320B)	1	1st Lot	A	2	X
27	PQKM10410Z2	PQKM10410Y2	Upper Cabinet (for KX-TR320S)	1	1st Lot	A	2	X
27	PQKM10410Z3	PQKM10410Y3	Upper Cabinet (for KX-TR320F)	1	1st Lot	A	2	X
10	PQHG10574Z	PQHG10574Y	Packing	1	May, 00	A	1	X
17	PQHS10407Z	PQHS10407Y	Tape	*1	Jul, 00	A	2	V
18	PQHS10408Z	PQHS10408Y	Tape	*1	Jul, 00	A	2	V
20	PQHS10422Z	-----	Tape	*1	Jul, 00	A	8	
21	PQHS10421Z	-----	Tape	*1	Jul, 00	A	8	
22	PQHS10424Z	-----	Tape	*1	Jul, 00	A	8	
23	PQHS10423Z	-----	Tape	*1	Jul, 00	A	8	
48	PQKF10309Z1	PQKF10309W1	Lower Cabinet	1	Jul, 00	A→B	2	V
ACCESSORIES								
A2	PQQW12178Y	PQQW12178X	Quick Guide	1	Aug, 00	B→C	8	V
A3	PQQX12602Y	PQQX12602X	Instrucion Book	1	Aug, 00	B→C	8	V
PACKING MATERIALS								
P1	PQPK13137Z	PQPK13137X	Front Blister Pack	1	Aug, 00	C	2	X
P2	PQPK13142Z	PQPK13138X	Rear Blister Pack	1	Aug, 00	C	2	X
P3	PQPK13138Z	PQPK13142Z	Paper Sheet for Blister Pack	1	1st Lot	A	7	X
MAIN P.C. BOARD PARTS								
E2	PQHR10720Z	PQHR10720Y	RF Holder	1	1st Lot	A	2	X
IC16	PQWITR325SH	PQWI1TR325SH	IC	*2	Aug, 00	B→C	1	X
IC17	PQVI9407AA20	PQVI9407AA25	IC	*2	Aug, 00	B→C	1	X
RF P.C. BOARD PARTS								
C80	ECUV1H040CCV	ECUV1H060CCV	Capacitor, 6P	1	1st Lot	A	1	X

(For KX-TR320CF)

Ref. No.	Parts No.		Part Name & Description	Pcs/ Set	Implementation	Suffix	Notes	
	Original	Supplement-2						
CABINET AND ELECTRICAL PARTS								
9	PQHG10570Z	-----	Packing	0	1st Lot	A	7	
10	PQHG10574Z	PQHG10574Y	Packing	1	May, 00	A	1	X
17	PQHS10407Z	PQHS10407Y	Tape	*1	Jul, 00	A	2	V
18	PQHS10408Z	PQHS10408Y	Tape	*1	Jul, 00	A	2	V
20	PQHS10422Z	-----	Tape	*1	Jul,00	A	8	
21	PQHS10421Z	-----	Tape	*1	Jul, 00	A	8	
22	PQHS10424Z	-----	Tape	*1	Jul, 00	A	8	
23	PQHS10423Z	-----	Tape	*1	Jul, 00	A	8	
48	PQKF10309Z1	PQKF10309W1	Lower Cabinet	1	Jul, 00	A→B	2	V
ACCESSORIES								
A2	-----	PQQW12307Z	Leaflet	1	1st Lot	A	5	X
A3	PQQX12651Y	PQQX12651X	Instrucion Book (English)	*2	Jul, 00	B→C	8	X
A4	PQQX12652Y	PQQX12652X	Instrucion Book (French)	*2	Jul, 00	B→C	8	X
PACKING MATERIALS								
P1	PQPK13137Y	PQPK13137X	Front Blister Pack	1	Aug, 00	C	2	X
P2	PQPK13138Y	PQPK13138X	Rear Blister Pack	1	Aug, 00	C	2	X
MAIN P.C. BOARD PARTS								
PCB1	PQWP1TR320F	PQWP1TR320CF	CUP P.C. BOARD ASS'Y (RTL)	*2	Jul, 00	B→C	1	X
IC16	PQWITR325SH	PQWI2TR325SH	IC	*2	Jul, 00	B→C	1	X
IC17	PQVI9407AA20	PQVI9407AA25	IC	*2	Jul, 00	B→C	1	X
RF P.C. BOARD PARTS								
PCB2	PQWP2TR320CF	PQWP2TR320F	RF P.C. BOARD ASS'Y (RTL)	1	1st Lot	A	7	X

(For KX-TR320MXS)

Ref. No.	Parts No.		Part Name & Description	Pcs/ Set	Implementation	Suffix	Notes	
	Original	Supplement-2						
CABINET AND ELECTRICAL PARTS								
37	PQKK10097Z1	PQKK10097Y1	Battery Cover	1	1st Lot	A	2	X
27	PQKM10410Z2	PQKM10410Y2	Upper Cabinet	1	1st Lot	A	2	X
10	PQHG10574Z	PQHG10574Y	Packing	1	May, 00	A	1	X
17	PQHS10407Z	PQHS10407Y	Tape	*1	Jul, 00	A	2	V
18	PQHS10408Z	PQHS10408Y	Tape	*1	Jul, 00	A	2	V
20	PQHS10422Z	*****	Tape	*1	Jul, 00	A	8	
21	PQHS10421Z	*****	Tape	*1	Jul, 00	A	8	
22	PQHS10424Z	*****	Tape	*1	Jul, 00	A	8	
23	PQHS10423Z	*****	Tape	*1	Jul, 00	A	8	
48	PQKF10309Z1	PQKF10309W1	Lower Cabinet	1	Jul, 00	A→B	2	V
PACKING MATERIALS								
P1	PQPK13137Z	PQPK13137X	Front Blister Pack	1	Aug, 00	C	2	X
P2	PQPK13138Z	PQPK13138X	Rear Blister Pack	1	Aug, 00	C	2	X
MAIN P.C. BOARD PARTS								
E2	PQHR10720Z	PQHR10720Y	RF Holder	1	1st Lot	A	2	X
IC16	PQWITR325SH	PQW11TR325SH	IC	*2	Jul, 00	B→C	1	X
IC17	PQVI9407AA20	PQVI9407AA25	IC	*2	Jul, 00	B→C	1	X
RF P.C. BOARD PARTS								
C80	ECUV1H040CCV	ECUV1H060CCV	Capacitor, 6P	1	1st Lot	A	1	X

(For KX-TR325S)

Ref. No.	Parts No.		Part Name & Description	Pcs/ Set	Implementation	Suffix	Notes	
	Original	Supplement-2						
CABINET AND ELECTRICAL PARTS								
27	PQKM10410Z2	PQKM10410Y2	Upper Cabinet	1	1st Lot	A	2	X
37	PQKK10097Z1	PQKK10097Y1	Battery Cover	1	1st Lot	A	2	X
10	PQHG10574Z	PQHG10574Y	Packing	1	May, 00	A	1	X
17	PQHS10407Z	PQHS10407Y	Tape	*1	Jul, 00	A	2	V
18	PQHS10408Z	PQHS10408Y	Tape	*1	Jul, 00	A	2	V
20	PQHS10422Z	-----	Tape	*1	Jul, 00	A	8	
21	PQHS10421Z	-----	Tape	*1	Jul, 00	A	8	
22	PQHS10424Z	-----	Tape	*1	Jul, 00	A	8	
23	PQHS10423Z	-----	Tape	*1	Jul, 00	A	8	
48	PQKF10309Z1	PQKF10309W1	Lower Cabinet	1	Jul, 00	A→B	2	V
ACCESSORIES								
A2	PQQW12178Y	PQQW12178X	Quick Guide	*2	Aug, 00	B→C	8	X
A3	PQQX12602Y	PQQX12602X	Instrucion Book	*2	Aug, 00	B→C	8	X
PACKING MATERIALS								
P1	PQPK13137Z	PQPK13137X	Front Blister Pack	1	Aug, 00	C	2	X
P3	PQPK13138Z	PQPK13138X	Paper Sheet for Blister Pack	1	Aug, 00	C	2	X
MAIN P.C. BOARD PARTS								
E2	PQHR10720Z	PQHR10720Y	RF Holder	1	1st Lot	A	2	X
IC16	PQWITR325SH	PQWI1TR325SH	IC	*2	Aug, 00	B→C	1	X
IC17	PQVI9407AA24	PQVI9407AA25	IC	*2	Aug, 00	B→C	1	X
RF P.C. BOARD PARTS								
C80	ECUV1H040CCV	ECUV1H060CCV	Capacitor, 6P	1	1st Lot	A	1	X

(For KX-TR325CS)

Ref. No.	Parts No.		Part Name & Description	Pcs/ Set	Implementation	Suffix	Notes		
	Original	Supplement-2							
CABINET AND ELECTRICAL PARTS									
10	PQHG10574Z	PQHG10574Y	Packing	1	May, 00	A	1	Y	
17	PQHS10407Z	PQHS10407Y	Tape	*1	1	Jul, 00	A	2	V
18	PQHS10408Z	PQHS10408Y	Tape	*1	1	Jul, 00	A	2	V
20	PQHS10422Z	-----	Tape	*1	0	Jul, 00	A	8	
21	PQHS10421Z	-----	Tape	*1	0	Jul, 00	A	8	
22	PQHS10424Z	-----	Tape	*1	0	Jul, 00	A	8	
23	PQHS10423Z	-----	Tape	*1	0	Jul, 00	A	8	
48	PQKF10309Z1	PQKF10309W1	Lower Cabinet	1	Jul, 00	A→B	2	V	
ACCESSORIES									
A2	-----	PQQW12307Z	Leaflet	1	1st Lot	A	5	X	
A3	PQQX12651Y	PQQX12651X	Instrucion Book (English)	*3	1	Jul, 00	B→C	8	X
A4	PQQX12652Y	PQQX12652X	Instrucion Book (French)	*3	1	Jul, 00	B→C	8	X
PACKING MATERIALS									
P1	PQPK13137Y	PQPK13137X	Front Blister Pack	1	Aug, 00	C	2	X	
P2	PQPK13138Y	PQPK13138X	Rear Blister Pack	1	Aug, 00	C	2	X	
MAIN P.C. BOARD PARTS									
PCB1	PQWP1TR320F	PQWP1TR325CS	CUP P.C. BOARD ASS'Y (RTL)	*3	1	Jul, 00	B→C	1	X
IC16	PQWITR325SH	PQWI2TR325SH	IC	*3	1	Jul, 00	B→C	1	X
IC17	PQVI9407AA20	PQVI9407AA25	IC	*3	1	Jul, 00	B→C	1	X
RF P.C. BOARD PARTS									
PCB2	PQWP2TR325S	PQWP2TR325S	RF P.C. BOARD ASS'Y (RTL)	1	1st Lot	A	7	X	

NOTE:

*1) The parts with *1) have been changed at the same time.

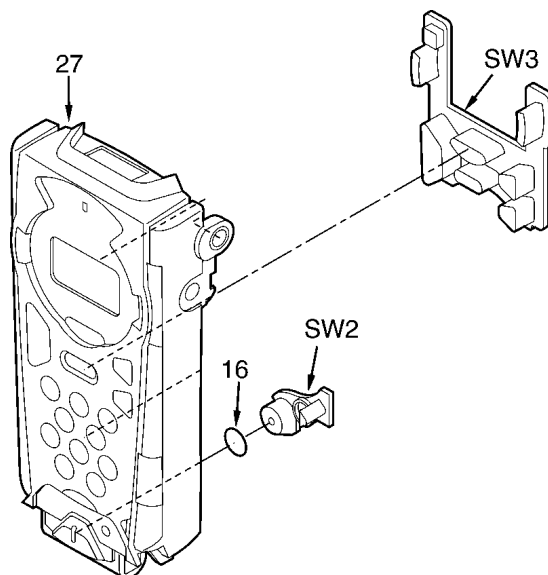
*2) The parts with *2) have been changed at the same time.

2 CABINET AND ELECTRICAL PARTS (Change from original page 36)

The Ref. No has been corrected as below

No.50 → SW2

No.51 → SW3



U (Q)
KX-TR320B
KX-TR320S
KX-TR320F
KX-TR320CF
KX-TR320MXS
KX-TR325S
KX-TR325CS
Printed in Japan